





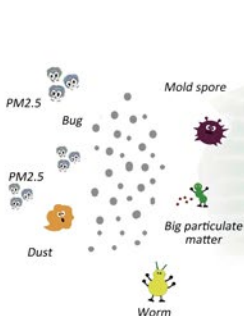
Wall Mounted Energy Recovery Ventilator



■ Technical parameters

Model	ERVQ-B150-1A1F
Airflow (m ³ /h)	150
Filtration efficiency (%)	99% HEPA
Filtration mode	Pm2.5 purify / Deep purify / Ultra purify
Speed	DC / 8 speed
Input power (W)	35
Temperature efficiency (%)	82 %
Noise dB(A)	23 - 36
Control	Touch screen panel / Remote control
Air quality display	PM2.5 / Temp & R.H
Operational Mode	Manual / Auto / Timer
Suitable room size (m ²)	20 - 45
Dimension (mm)	450*155*660
Weight (kg)	10

■ Innovative 3-layer filtration







Vertical Energy Recovery Ventilator



- 3 FILTER**
Triple filtration
- 99% HEPA filtration**
- Indoor slight positive pressure**
- Visual management LOD display**
- Colorful design**
- High efficiency energy recovery rate**
- Remote control**
- Optional high efficiency fan with DC motors**



■ Technical parameters

Model	ERVQ - L300 - 1A1F	ERVQ - L600 - 1A1F
Airflow (m ³ /h)	300	600
Filtration efficiency (%)	99 % / HEPA	99 % / HEPA
Filtration mode	Pm2.5 purify / Deep purify / Ultra purify	Pm2.5 purify / Deep purify / Ultra purify
Speed	DC / 8 speed	DC / 8 speed
Input power (W)	70	125
Temperture efficiency (%)	82 %	82 %
Noise dB(A)	25 - 36	25 - 36
Control	Touch screen panel / Remote control	Touch screen panel / Remote control
Air quality display	PM2.5 / Temp & R.H	PM2.5 / Temp & R.H
Operational Mode	Manual / Auto / Timer	Manual / Auto / Timer
Suitable room size (m ²)	50 - 120	100 - 240
Dimension (mm)	560*410*1580	560*460*1700
Weight (kg)	55	65

